

## VALVES


### PLANT VALVES

## VG8000H

DN15...150, PN25

These flanged valves are primarily designed to regulate the flow of water and steam in response to the demand of a controller, in Heating, Ventilating and Air Conditioning (HVAC) systems.

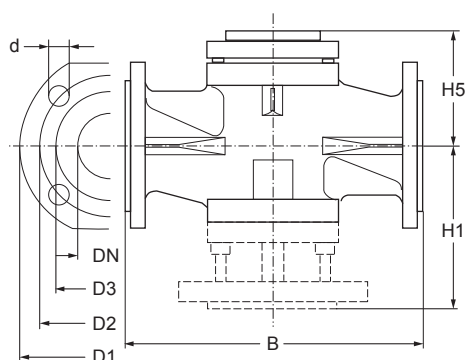
A variety of electric and pneumatic actuators are available.




## FEATURES

- Nodular cast iron body
- $K_{VS}$  0.4...350
- 2-way PDTC (normally open), 3-way mixing and 3-way diverting configurations
- Fluid temperature 2...200°C, with glycerin cup: -20...200°C, with cooling fins: up to 280°C
- DIN Flanged

## DIMENSIONS (in mm)



BODY SIZE	B	D1	D2	D3	D	H1	H5	BOLTS	HOLES
DN15	130	95	65	45	13.5	100	76	M12 x 45	4
DN20	150	105	75	58	13.5	106	76	M12 x 50	4
DN25	160	115	85	68	13.5	106	76	M12 x 50	4
DN32	180	140	100	78	17.5	123	81	M16 x 55	4
DN40	200	150	110	88	17.5	140	78	M16 x 55	4
DN50	230	165	125	102	17.5	145	101	M16 x 60	4
DN65	290	185	145	122	17.5	156	102	M16 x 60	8
DN80	310	200	160	138	17.5	180	108	M16 x 65	8
DN100	350	235	190	162	22	225	136	M20 x 70	8
DN125	400	270	220	188	26	255	155	M24 x 75	8
DN150	480	300	250	218	26	290	175	M24 x 80	8



## ORDERING INFORMATION

### 2-WAY PDTC (NORMALLY OPEN) CONFIGURATION


CODES *	BODY SIZE	K <sub>VS</sub>	CLOSE-OFF PRESSURE kPa							VA1125 ** 500 N	VA78xx 1000 N					
			FA-2000-741x 2200 N	FA-2000-751x 2400 N	FA-3300-741x 6000 N	RA-3000-732x 3000 N	RA-3100-8226 1700 N	VA1x20 ** 2000 N	VA1125 ** 500 N							
VG82A4S1H	DN15	1.0	---	---	---	---	---	---	2500	2500	2500					
VG82A3S1H		1.6														
VG82A2S1H		2.5														
VG82A1S1H		4.0														
VG82B1S1H	DN20	6.3	---	---	---	---	---	---	---	---	2030					
VG82C1S1H	DN25	10									1360					
VG82D1S1H	DN32	16									660					
VG82E1S1H	DN40	25									370					
VG82F1S1H	DN50	40	---	---	---	---	---	---	---	---	---					
VG82G1S1H	DN65	63										920	1300	600	750	1020
VG82H1S1H	DN80	100										710	1010	450	580	750
VG82J1S1H	DN100	160										330	480	200	260	370
VG82K1S1H	DN125	250	---	---	---	---	---	---	---	---	---					
VG82L1S1H	DN150	350										180	290	100	140	210
			100	450	170	---	80	120								
			50	270	100	---	40	70								

#### Notes

- \* For factory mounted valve actuators just add "+M" to the type model number  
For ordering a valve with Cooling fin, add suffix "10" to the ordering code: i.e. VG8xxxS1H10  
For ordering a valve with Glycerine cup packing, add suffix "20" to the ordering code: i.e. VG8xxxS1H20.  
Reduced k<sub>vs</sub> coefficients are available on request.

- \*\* For fluid temperature >140°C the extension kit VA1000-EP must be mounted. Max-Fluid temperature must not exceed 200°C.





## ORDERING INFORMATION

### 3-WAY DIVERTING CONFIGURATION

CODES *	BODY SIZE	K <sub>VS</sub>	CLOSE-OFF PRESSURE kPa												
			FA-2000-741x 2200 N	FA-2000-751x 2400 N	FA-3300-741x 6000 N	RA-3000-732x 3000 N	RA-3100-8226 1700 N	VA1x20 ** 2000 N	VA1125 ** 500 N	VA78xx 1000 N					
VG89A4S1H	DN15	1.0	---	---	---	---	---	2500	2500	2500					
VG89A3S1H		1.6													
VG89A2S1H		2.5													
VG89A1S1H		4.0													
VG89B1S1H	DN20	6.3	---	---	---	---	---	1550	2000	2030					
VG89C1S1H	DN25	10								1360					
VG89D1S1H	DN32	16								660					
VG89E1S1H	DN40	25								370					
VG89F1S1H	DN50	40	---	---	---	---	---	---	---	---					
VG89G1S1H	DN65	63									920	1300	600	750	1020
VG89H1S1H	DN80	100									710	1010	450	580	750
VG89J1S1H	DN100	160									330	480	200	260	370
VG89K1S1H	DN125	250	---	---	---	---	---	---	---	---					
VG89L1S1H	DN150	350									180	720	290	100	140
			100	450	170	---	80	120							
			50	270	100	---	40	70							

#### Notes

- \* For factory mounted valve actuators just add "+M" to the type model number  
For ordering a valve with Cooling fin, add suffix "10" to the ordering code: i.e. VG8xxxS1H10  
For ordering a valve with Glycerine cup packing, add suffix "20" to the ordering code: i.e. VG8xxxS1H20.  
Reduced k<sub>vs</sub> coefficients are available on request.

- \*\* For fluid temperature >140°C the extension kit VA1000-EP must be mounted. Max-Fluid temperature must not exceed 200°C.